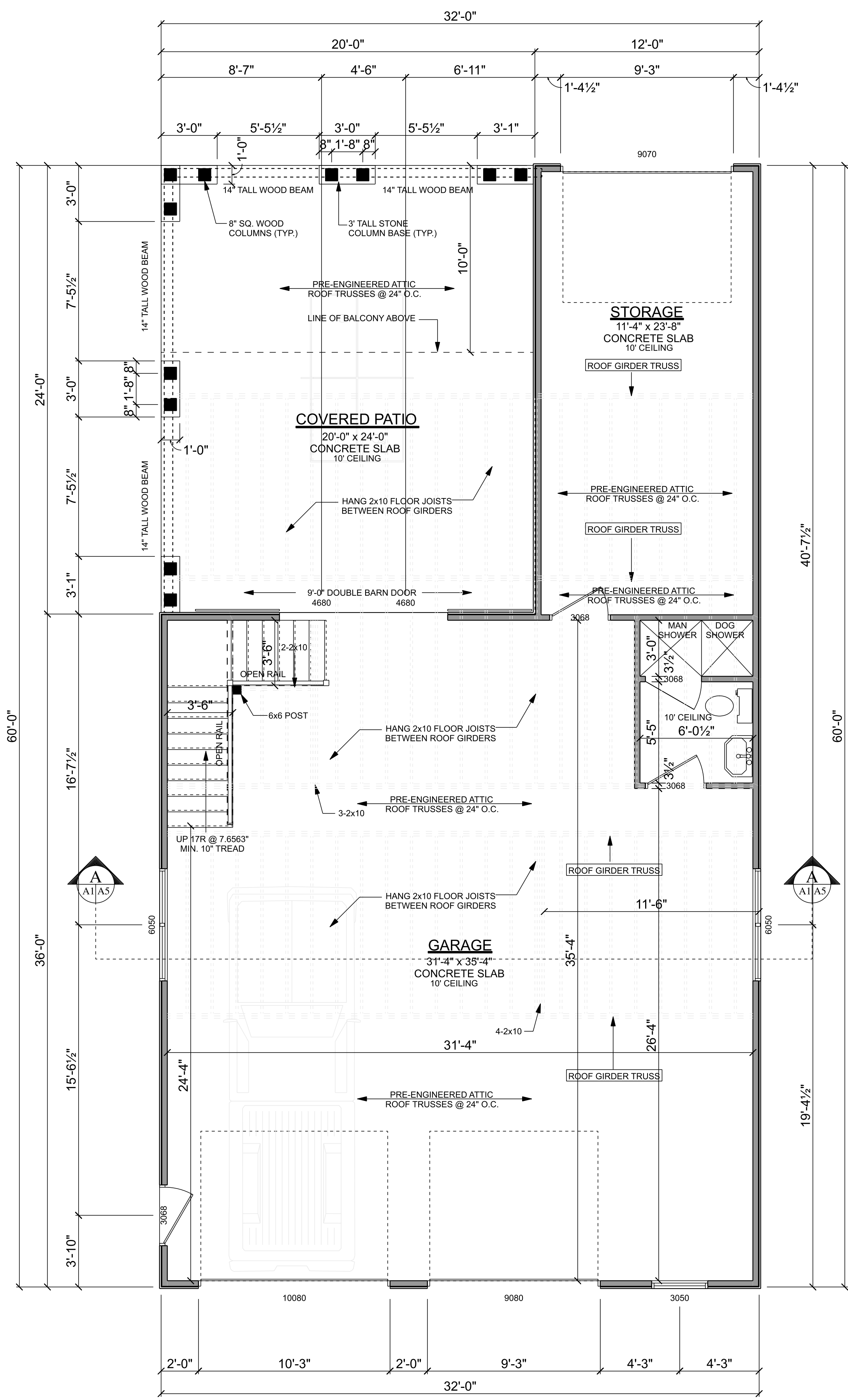


File No.: **10-A-20-UR**

These plans have not been reviewed by Planning Staff and may not be finalized.

**8/21/2020**

ALTHOUGH EVERY EFFORT HAS BEEN MADE IN PREPARING THESE PLANS AND CHECKING THEM FOR ACCURACY, THE CONTRACTOR MUST CHECK ALL DETAILS AND DIMENSIONS AND BE RESPONSIBLE FOR THE SAME FOR ALL GOVERNING CODES AND BUILDING PRACTICES. THESE DRAWINGS AND SPECIFICATIONS SHALL BE USED AS A GUIDE ONLY. THE CONTRACTOR SHALL VERIFY ALL DIMENSIONS AND CONDITIONS PRIOR TO CONSTRUCTION. THE CONTRACTOR SHALL VERIFY ALL MECHANICAL AND ELECTRICAL REQUIREMENTS AND CLARIFICATIONS. CONTRACTOR SHALL VERIFY ALL FLOOR AND ROOF BEARING LOCATIONS. CONTRACTOR SHALL VERIFY ALL BEAM AND HEADER SIZES FOR CODE COMPLIANCE. THE PURCHASER AND/OR BUILDER OF THESE PLANS RELEASES KING HOME DESIGNS' FROM ANY CLAIMS OR LAWSUITS THAT MAY ARISE DURING CONSTRUCTION OF THIS STRUCTURE OR ANYTIME THEREAFTER. THE DESIGNERS' FINANCIAL LIABILITY SHALL BE LIMITED TO HALF OF THE ACTUAL CONTRACT PRICE OF SAID HOME DESIGN.



**1ST FLOOR PLAN**  
SCALE: 1/4" = 1'-0"

**GENERAL NOTES**

ALL EXTERIOR DIMENSIONS ARE FROM FACE OF FOUNDATION OR EDGE OF EXTERIOR SHEATHING BASED ON 2"x4" STUD FRAMING @ 16" O.C. (U.N.O.)

ALL INTERIOR DIMENSIONS ARE FROM EDGE OF STUD. ALL INTERIOR FRAMING IS 2"x4" STUD FRAMING @ 16" O.C. (U.N.O.) WITH 1/2" GYP. BOARD BOTH SIDES

ALL STRUCTURAL MEMBERS SUCH AS BEAMS AND HEADERS SHALL BE SIZED BY A PROFESSIONAL ENGINEER, OR THE MFG. OF PRE-ENGINEERED MEMBERS. STRUCTURAL CONNECTIONS ARE THE RESPONSIBILITY OF THE FRAMER AND BUILDER AND SHALL COMPLY WITH LOCAL CODES.

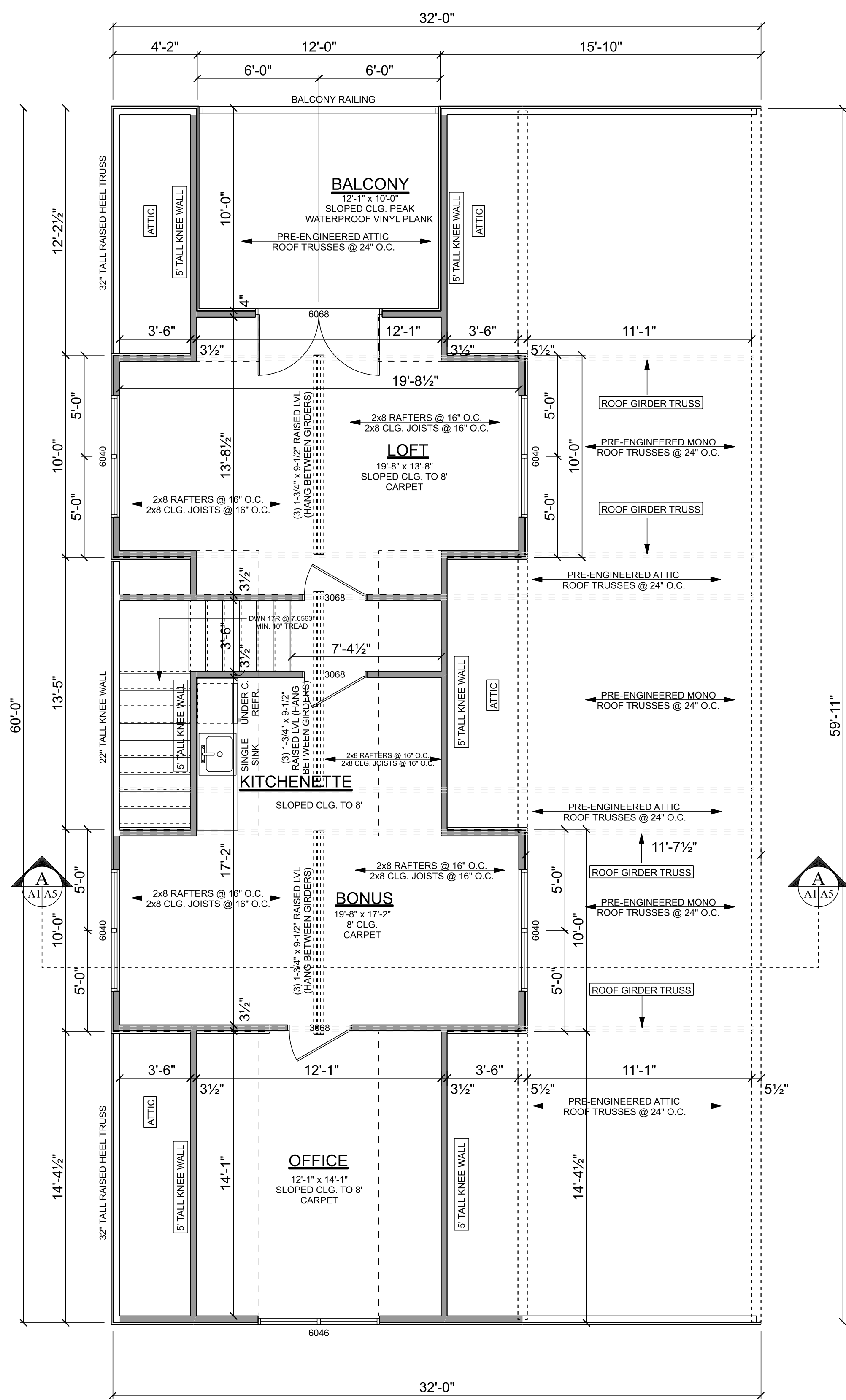
HEADERS, BEAMS, ETC. SHALL BE CONCEALED WITHIN THE WALL OR CEILING SPACE, U.N.O.

LOCATIONS AND WIRING FOR ALL SMOKE DETECTORS SHALL COMPLY WITH LOCAL CODES.

ROOF: DIMENSIONAL ROOF SHINGLES, BUILT PER MFG. SPECS. (U.N.O.) OWNER TO SELECT COLOR.

CONTRACTOR SHALL PROVIDE CONT. SOFFIT VENTS AND CONT. RIDGE VENTS.

INSULATION FOR EXTERIOR WALLS: R-15  
INSULATION FOR FLOORS: R-19  
INSULATION FOR ATTIC: R-38



**2ND FLOOR PLAN**  
SCALE: 1/4" = 1'-0"



File No.: **10-A-20-UR**

These plans have not been reviewed by Planning Staff and may not be finalized.

8/21/2020

**KHD**  
KING HOME DESIGNS  
2513 KENZIE DRIVE  
LOUISVILLE, TN 37777  
PH. 865.621.7519  
www.kinghomedesigns.com

**MAIN FLOOR PLAN**

**RECHENBACH RESIDENCE**

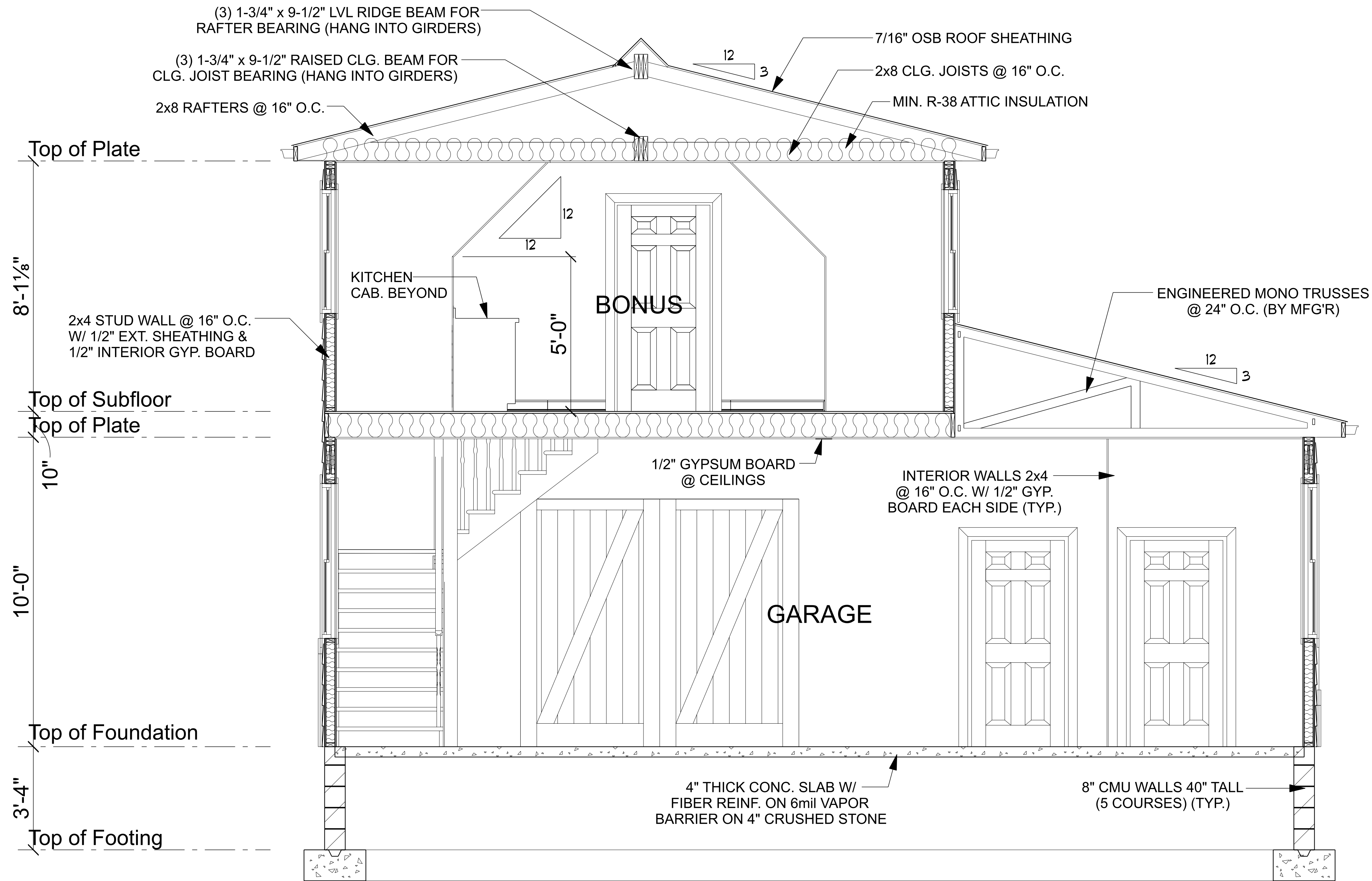
\*\*\*\*COPYRIGHT NOTE\*\*\*\*  
ALL RIGHTS RESERVED  
These drawings and specifications shall remain the property of the Designer and shall not be used for any other projects without the written permission of the Designer. Changes shall not be reproduced, changed or copied in any form or manner whatsoever. Nor are they to be assigned to any third party without first obtaining the written permission and consent of the Designer.

REVISION	DATE

ISSUE DATE: 7/24/2020  
DRAWN BY: B. KING  
PROJECT NO.: KHD 20-003  
SHEET NO.: **A2**

**FINAL-FOR CONSTRUCTION**

ALTHOUGH EVERY EFFORT HAS BEEN MADE IN PREPARING THESE PLANS AND CHECKING THEM FOR ACCURACY, THE CONTRACTOR MUST CHECK ALL DETAILS AND DIMENSIONS AND BE RESPONSIBLE FOR THE SAME FOR ALL GOVERNING CODES AND BUILDING PRACTICES. THESE DRAWINGS AND SPECIFICATIONS ARE GENERAL IN NATURE AND DO NOT TAKE INTO ACCOUNT ANY LOCAL ORDINANCES, REGULATIONS, OR CODES. THE CONTRACTOR SHALL VERIFY ALL DIMENSIONS, MATERIALS, AND METHODS OF CONSTRUCTION WITH THE LOCAL BUILDING DEPARTMENT. THE CONTRACTOR SHALL BE RESPONSIBLE FOR OBTAINING ALL NECESSARY PERMITS AND APPROVALS. THE CONTRACTOR SHALL VERIFY ALL DIMENSIONS, MATERIALS, AND METHODS OF CONSTRUCTION WITH THE LOCAL BUILDING DEPARTMENT. THE CONTRACTOR SHALL BE RESPONSIBLE FOR OBTAINING ALL NECESSARY PERMITS AND APPROVALS. THE CONTRACTOR SHALL VERIFY ALL DIMENSIONS, MATERIALS, AND METHODS OF CONSTRUCTION WITH THE LOCAL BUILDING DEPARTMENT. THE CONTRACTOR SHALL BE RESPONSIBLE FOR OBTAINING ALL NECESSARY PERMITS AND APPROVALS.



**CROSS SECTION A**  
SCALE: 1/2" = 1'-0"



File No.: **10-A-20-UR**

These plans have not been reviewed by  
Planning Staff and may not be finalized.

8/21/2020



**KING HOME  
DESIGNS**

2513 KENZIE DRIVE  
LOUISVILLE, TN 37777  
PH. 865.621.7519

www.kinghomedesigns.com

**BUILDING SECTION**

**RECHENBACH RESIDENCE**

\*\*\*COPYRIGHT NOTE\*\*\*  
ALL RIGHTS RESERVED  
These drawings and specifications shall remain the property of the Designer and shall not be used for any other projects without the written permission of the Designer. No part of these drawings shall be reproduced, changed or copied in any form or manner whatsoever. Nor are they to be assigned to any third party without first obtaining the written permission and consent of the Designer.

REVISION	DATE

ISSUE DATE: 7/24/2020  
DRAWN BY: B. KING  
PROJECT NO: KHD 20-003

**A5**

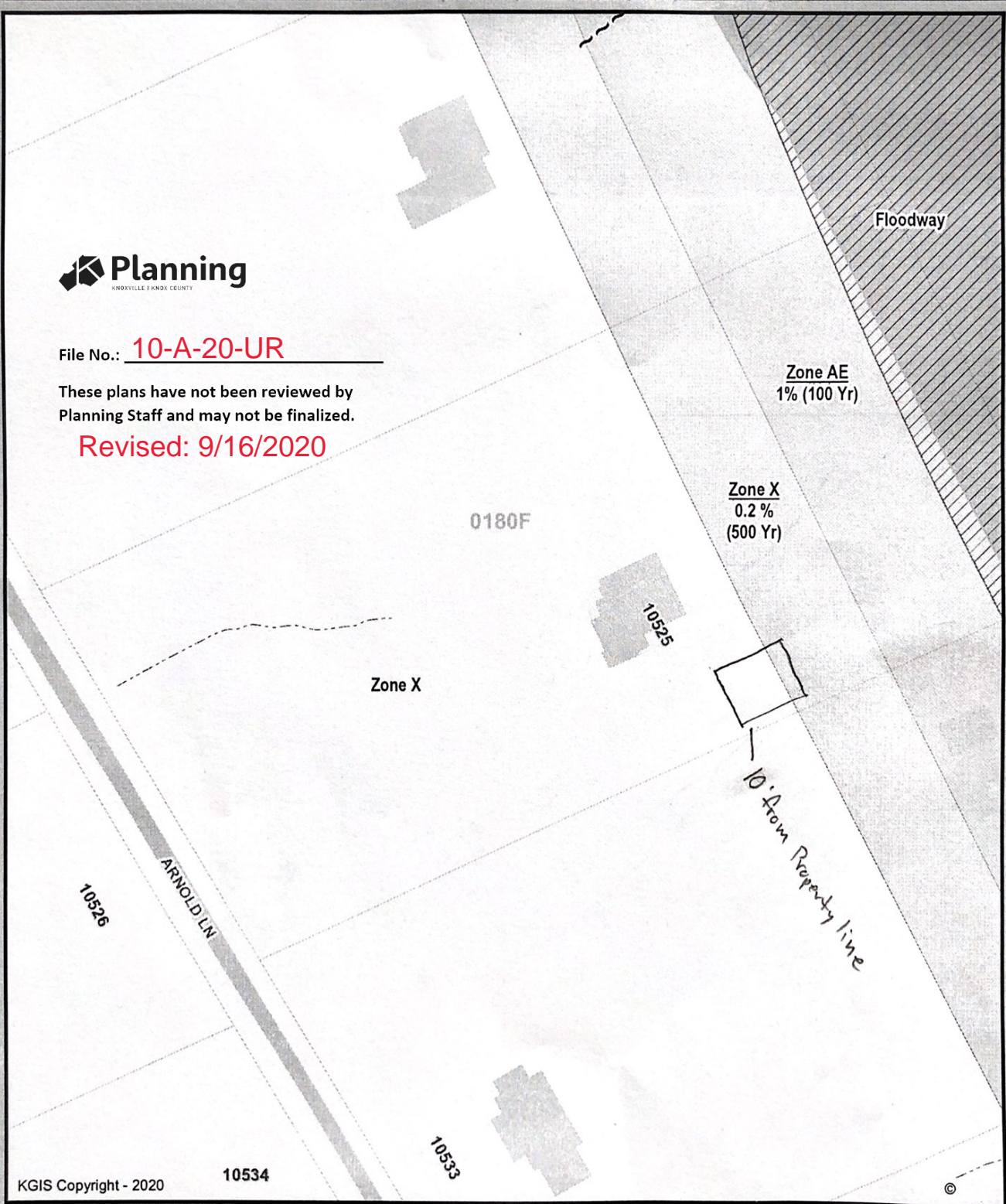
**FINAL-FOR CONSTRUCTION**



File No.: **10-A-20-UR**

These plans have not been reviewed by  
Planning Staff and may not be finalized.

**Revised: 9/16/2020**



KGIS Copyright - 2020

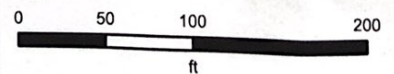
10534

10533

### FEMA flood zone



Printed: 9/15/2020 at 8:48:45 PM



**Knoxville - Knox County - KUB Geographic Information System**

KGIS makes no representation or warranty as to the accuracy of his map and its information nor to its fitness for use. Any user of this map product accepts the same AS IS, WITH ALL FAULTS, and assumes all responsibility for the use thereof, and further covenants and agrees to hold KGIS harmless from any and all damage, loss, or liability arising from any use of this map product.